

# Your bin family and kerbside collection service



Working together  
**to achieve Zero Waste**



[npdc.govt.nz/recycling](https://npdc.govt.nz/recycling)

# Your bin family

**NPDC is working towards Zero Waste going to landfill from our district.**

Our kerbside collection service operates on a fortnightly system for landfill, glass and mixed recyclables and a weekly pick up for food waste.

Each of your bins accept different items and have different pick-up schedules, as pictured below.



Food Scraps  
Para Kai  
**Collected every week**

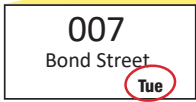
Recycling  
Hangarua  
**Collected every two weeks (alternates with glass and landfill)**

Glass  
Karaeho + Landfill  
Ruapara  
**Collected together every two weeks**



# When to put out your bins

Check the sticker on the side of your bins for your collection day.



Your bins are collected on different weeks.

Download the **NPDC Recycling and Rubbish app**, which can give you weekly reminders on which bins to put out. Or use the Recycling and Rubbish Day Search at [npdc.govt.nz/recycling](http://npdc.govt.nz/recycling) where you can also download a collection calendar.



Place your bins and crate at the kerbside by **7am**.

Your food scraps bin is collected from the kerbside every week.

All other bins are put out on a two-weekly cycle: your glass crate and landfill bin on one week, recycling bin the next week.



## Recycling Week



## Glass and Landfill Week





# Para Kai Food Scraps



**Please feed your food scraps bin only:**



### Bones and Fat

Bones from meat and fish, meat scraps, cooled fats



### Food scraps

Fruit, vegetables, meat, bread, dairy and cooked food. These can be wrapped in newspaper.



### Indoor cut flowers



### Drink scraps

Coffee grounds, loose tea leaves



### Shells

Egg shells and seafood shells



**Don't feed your food scraps bin:**



**Plastic or compostable bags**



**Plastic-lined coffee cups or food containers**



**Compostable food or drink containers**



**Compostable packaging**



**Pet waste**

Other composting options:



**Tissues, paper towels and serviettes**

Home compost or landfill bin



**Liquids**



**Tea Bags**




**Grass clippings and green waste**

Home compost, transfer station or commercial green waste collection

If you compost at home, keep it up! Composting is a great way to process green waste and compostable items that can't be accepted in your food scraps bin. **Items placed down a sink disposal unit go to the landfill, so it's best to use your food scraps bin.**



# Karaehe Glass



**Please feed your glass bin only clean bottles and jars with no lids:**



**Glass bottles**



**Glass jars**



**Don't feed your glass recycling bin:**



**Window glass**

Building reuse shop (unbroken), or wrapped for the landfill bin (broken)



**Broken glass**

Wrap broken items well in newspaper or plastic packaging and place in the landfill bin



**Light bulbs**

Wrap well in newspaper or plastic packaging to protect our waste collectors, and place in the landfill bin.

Other re-use or recycling options:



**Television or computer screens**

e-waste recycling at The Junction, Colson Road



**Liquids**

Empty and rinse bottles first, then recycle



**Food**

Empty and rinse jars of all food items, then recycle



**Drinking glasses (unbroken)**

Second-hand shop



**Pyrex or other glass cookware**

Second-hand shop



# Hangarua Recycling



Please feed your recycling bin only these empty and clean recyclable items, with no lids:



**Paper and cardboard**



**Egg cartons**



**Plastic containers with a number 1, 2 or 5 in a triangle**



**Milk bottles**  
*(remove lid and do not squash)*



**Soft drink bottles**  
*(remove lid and do not squash)*



**Cleaning bottles**  
*(remove trigger)*



**Tin cans**  
*(labels can stay on)*



**Aluminium cans**



**Pizza Boxes**  
*(no food)*



# Don't feed your recycling bin:



Plastics that have the number 3, 4, 6 or 7



Coffee cups and lids



Plastic bags and paper towels



Drink cartons



Polystyrene



Soft plastic packaging and film



Lids



Nappies

## Other re-use, recycling or composting options:




Dirty recycling

Clean and recycle, or landfill bin



Electrical items

Second-hand shop (working items), e-waste recycling at The Junction



Food scraps

Food scraps bin or home compost



Clothes, toys and shoes

Second-hand shop (good condition)



Packaging made of more than one material

Separate them first. Plastic to landfill bin, cardboard to recycling



Garden waste

Home compost, transfer station, or commercial collection



Pots and pans

Second-hand shop or scrap metal recycling



Medical waste

Discuss options with your local pharmacy



# Ruapara Landfill




To work towards Zero Waste, please feed your landfill bin only these items:



**Nappies, pet waste and hygiene products**



**Plastic bags and soft plastic wrapping/packaging**



**Plastics without a recycling triangle symbol**



**Plastics that have the number 3, 4, 6 or 7**



**Drink cartons**



**Bagged polystyrene**



**All lids**  
Plastic lids included



**Non-compostable plants**  
or noxious weeds such as Tradescantia/wandering willy or wild ginger, but no other green waste



**Aerosol canisters**



**Coffee cups and lids**



**Broken glass**  
Please wrap in newspaper





## Don't feed your landfill bin:



### Batteries

Take to the The Junction



### Medical waste and needles

Discuss options with your local pharmacy



### Garden or green waste

Home compost, transfer station or commercial collection



### Hazardous waste or chemicals

Take to New Plymouth Transfer Station



### Paints, solvents and chemical containers

Take to The Junction



### Hot ash

Cool, and then compost at home or wrap in landfill bin



### Reusable items

Take quality items to a second-hand shop



### Electronics or electrical appliances

e-waste recycling at The Junction, or scrap metal collectors



### Liquids

# Caring for your bins



Wash your bins and crate regularly to keep them clean. A free lid latch for your landfill and/or recycling bin is available to keep items from spilling out. Pick one up from any of our service centres or the NPDC Civic Centre on Liardet Street for free.



Bins belong to the property so please leave them if you move.



Contact us straight away about any lost, stolen or damaged bins and crates. Replacements may incur a fee.

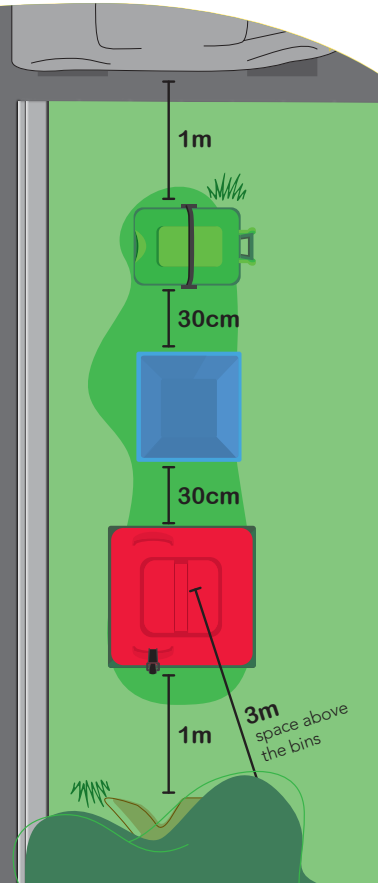
## How to position your bin family on collection day

When you put your food scraps out for collection, make sure you lock the bin lid closed by putting the handle up.



Place the front of each bin so that it faces the street, with wheelie bin handles away from the street.


Leave your bins as close as you can to the kerb, but avoid blocking the footpath or any entrances.



# Preparing items for your recycling bin

To make sure recyclables get recycled (and won't have to go to the landfill), follow these easy steps:


**Empty and rinse** out all your containers to remove liquids and food scraps. Dirty containers will go to the landfill.



**Leave items loose and unbagged.** Stacked recyclables cannot be separated and plastic bags clog up our sorting machinery.



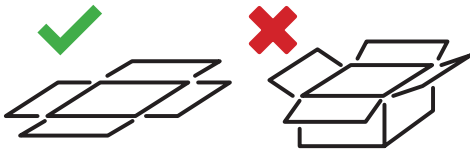
**Remove lids** and place them in the landfill bin. Labels can stay on.



**Leave plastic bottles unsquashed** so that our machinery can sort them.



**Flatten cardboard** to make more space in your recycling bin.



**Remember: our recycling bins thrive on a diet of clean, lidless items without any plastic bags, so thanks for prepping items correctly!**

# What happens once my bins are emptied?

## Food Scraps



These are taken to a commercial composting facility where they get turned into compost for gardens, putting nutrients back into the soil.

Keeping food scraps out of the landfill helps to lower the volume of greenhouse gases that are produced, reducing our contribution to climate change.

## Recycling



Gets hand-sorted by people working at conveyor belts at our material recovery facility on Colson Road, then compressed into bales and transported to a recycling processor for turning into paper, boxes, tins, cans, containers and other plastic products.

By recycling you help save energy, greenhouse gas emissions, water and the use of new resources.

## Glass



Glass bottles and jars are sorted by colour by collectors at the kerbside and stored in three separate sections in our glass recycling trucks.

Keeping glass separate from mixed recycling avoids the risk of broken glass fragments on other recyclables, which means we can recycle more. Glass is infinitely recyclable, making new bottles and jars.

## Landfill



Items placed in your landfill bin get transported to Bonny Glen Landfill near Marton, and buried in the ground. This takes valuable resources out of our economy and requires new natural resources to make more products. Landfills also need to be managed to minimise effects on the environment, making them expensive to run.

Please recycle as much as you can and avoid items that aren't compostable or recyclable, so that as little as possible has to go to the landfill.

# Other information

Check what can and can't be recycled in our Recycling Search at [npdc.govt.nz/recycling](https://npdc.govt.nz/recycling). Learn more about reuse and recycling options for different products in the Zero Waste Directory at [zerowastetaranaki.org.nz](https://zerowastetaranaki.org.nz).

## Green waste

Compostable garden waste should not be placed in your landfill bin. Compost green waste at home or drop it at one of our transfer stations for a fee, or organise a green waste collection with a commercial collector.

Only non-compostable plants such as flax or agapanthas, or noxious weeds such as Tradescantia/wandering willy or wild ginger, can be placed in your landfill bin.

# Have too much recycling for your bins?

**Transfer stations take recyclables for free, and green waste and landfill waste for a fee.**

The Junction	Waitara Transfer Station	Inglewood Transfer Station	Ōkato Transfer Station
Colson Road, New Plymouth	33 Norman Street, Waitara	277 King Road, Inglewood	186 Hampton Road, Ōkato
<b>Open daily</b> 8am - 4.30pm	<b>Open</b> Sat noon - 4pm  Sun, Mon, Wed & Fri 1pm - 4pm	<b>Open</b> Mon & Thurs 9.30am - 11.30am  Sat & Sun 1pm - 4pm	<b>Open</b> Sat, Sun & Tue 1pm - 4pm
<b>Closed</b> Christmas Day, Boxing Day, New Year's Day, Good Friday, Easter Monday, Anzac Day.	<b>Closed</b> all public holidays	<b>Closed</b> all public holidays	<b>Closed</b> all public holidays

# Solving bin issues

## Why was my bin not collected?

If your bin isn't picked up, make sure you:



### Put it out before 7am.

If you missed the cut-off, put the bin out on its next collection week, on your collection day. If it's urgent, take the contents to your closest transfer station (free for glass and recycling, charges for landfill waste).


### Have the right collection week.

Check the NPDC Recycling and Rubbish smartphone app or the Recycling and Rubbish Day search on our website at [npdc.govt.nz/recycling](http://npdc.govt.nz/recycling)



### Look for a tag or sticker that shows an incorrect item was placed in the bin.

If so, the sticker tells you what type of item isn't allowed. Remove the incorrect items and put your bin out on the next collection week for that bin.




Our waste collection contractors are trained to recognise the wrong items placed in recycling and food scraps bins. We also carry out random bin audits to check the correct items are being recycled. Please feed the correct items to the right bin so your collection service can continue.

## Look for a sticker that shows that your bin was too heavy, or overfull.

- Glass crate needs to be a maximum of 12kg
- Food scraps bin a maximum 10kg
- Recycling bin a maximum 70kg
- Landfill bin a maximum 35kg
- Please keep glass below the top of your crate
- Lid on wheelie bin must close



Remove some of the weight and put your bin out on the next collection day for that bin or take excess glass and recycling to your closest transfer station.



## Don't use bags, boxes or other types of containers.

Items can only be picked up in a NPDC bin or glass crate. Contact us if you need a replacement bin (charges may apply).

Phone or email us if you're not sure why your bin wasn't collected. (See the back cover for details.)

## Is there a backdoor pick-up service if I'm elderly or have limited mobility?

If you require assistance getting your bins to the kerb, you can apply for a service to pick up your bins directly from your property, for an annual fee.

Learn more about the service and required medical evidence on our website, or phone us on 06-759 6060.



Working together  
**to achieve Zero Waste**



**Learn more at  
[npdc.govt.nz/recycling](https://npdc.govt.nz/recycling)**

**Download the NPDC Recycling and Rubbish app for  
weekly prompts on which bin to take out each week!**



[npdc.govt.nz](https://npdc.govt.nz)  
06-759 6060  
[enquiries@npdc.govt.nz](mailto:enquiries@npdc.govt.nz)